

## Amman Chamber of Commerce

**From:** <Jordan Chamber of Commerce (Diwan) <diwan@jocc.org.jo  
**Sent:** Thursday, January 9, 2025 11:50 AM  
**To:** Jordan Chamber of Commerce (Diwan)  
**Subject:** معلومات وارده من وزارة الاقتصاد في جمهورية أذربيجان عن المنتجات المحتملة وفرص التصنيع التي تحتاجها  
**Attachments:** سعادة السيد خليل محمد الحاج توفيق.pdf

السادة أعضاء مجلس إدارة غرفة تجارة الأردن المحترمين

الجهة الوارد منها الكتاب: سفارة جمهورية أذربيجان  
موضوع الكتاب: معلومات وارده من وزارة الاقتصاد في جمهورية أذربيجان عن المنتجات المحتملة وفرص التصنيع

السلام عليكم ورحمة الله وبركاته،،،

اهدي سعادتكم اطيب التحيات، وارجو أن ارفق لكم نسخة عن الكتاب الوارد من سفارة جمهورية أذربيجان تاريخ 2025/1/8 والمتضمن معلومات وارده من وزارة الاقتصاد في جمهورية أذربيجان عن المنتجات المحتملة وفرص التصنيع التي تحتاجها بهدف تعزيز البيئة الاستثمارية وتطويرها واستقطاب المستثمرين من رجال الأعمال الأردنيين لتعزيز وتمكين فرص التعاون الاقتصادي التجاري بين البلدين.

أرجو سعادتكم التكرم بالاطلاع والايجاز لاجراء ما ترونه مناسباً.

وتفضلوا بقبول فائق الاحترام والتقدير ،،،

النائب الأول لرئيس الغرفة  
جمال الرفاعي

غرفة تجارة الأردن

هاتف: +962 6 5902040

فاكس: +962 6 5902051





EMBASSY OF THE REPUBLIC OF AZERBAIJAN

*Ambassador*

عمان ، 2025/01/08

المحترم  
رئيس غرفة تجارة الأردن - رئيس مجلس إدارة غرفة تجارة عمان  
سعادة السيد خليل محمد الحاج توفيق

يسرني أن ابعث لسعادتكم الكريمة بخالص تحياتي وتمنياتي لكم بموفور الصحة والعافية والتوفيق في عملكم  
معرباً عن أحر التهاني القلبية بقدوم العام الميلادي الجديد ، جعلها الله سنة خير وبركة للجميع  
أما بعد ،

وإنه انطلاقاً من وجود الرغبة الأكيدة لدينا في جمهورية أذربيجان لتعزيز أفاق التعاون لتخدم تنمية وتطوير  
العلاقات الاقتصادية بين البلدين بالإضافة إلى التعاون في تشجيع وتسهيل تبادل الخبرات والمعلومات  
المتاحة بين جمهورية أذربيجان وغرفة تجارة الأردن بغرض اكتشاف الفرص الاقتصادية والاستثمارية  
المتوفرة لدى الجانبين .

فإنه ليشرفنا بأن نشارككم بالمعلومات الواردة من وزارة الاقتصاد في جمهورية أذربيجان عن المنتجات  
المحتملة وفرص التصنيع التي تحتاجها ، بهدف تعزيز البيئة الاستثمارية وتطويرها واستقطاب المستثمرين  
من رجال الأعمال الأردنيين لتعزيز وتمكين فرص التعاون الاقتصادي التجاري بين البلدين.  
نأمل بأن تكون هذه المعلومات على قدر كبير من الإفادة والأهمية بما يخدم ويوسع آفاق العلاقات  
الاقتصادية بين مجتمع الأعمال في كلا البلدين.

كما ونكرر تأكيدنا لكم عن حرصنا لاستمرار التواصل البناء مع غرفة تجارة الاردن ، وكلنا أمل بأن تكون الفترة  
القادمة بداية طيبة لتطوير علاقات مثمرة وبناءة بما سيعود على الجميع بالخير والمنفعة.

وتفضلوا بقبول فائق الاحترام والتقدير،

  
ايلدار سليموف



MINISTRY OF ECONOMY  
OF THE REPUBLIC  
OF AZERBAIJAN

# POTENTIAL PRODUCTS AND OPPORTUNITIES FOR MANUFACTURING

NOVEMBER 2024

## GENERAL INFORMATION



**Potential products**

25



**World trade turnover of the products**

2.3 trillion USD



**Regional import volume of the products**

40 billion USD



**China's share of regional imports**

23 billion USD (58%)



**Import volume of Azerbaijan**

1 billion USD



**Project costs**

573-658 million USD



**Potential export volume**

3 billion USD

**Contact person:** Ilkin Shamilov, e-mail: [ilkin.shamilov@economy.gov.az](mailto:ilkin.shamilov@economy.gov.az), phone: +994123102800 (22-35), mob: +994502626132

## MANUFACTURING OF PORCELAIN PRODUCTS



<b>Product name</b>	PORCELAIN
<b>HS code</b>	691200
<b>Import volume of Azerbaijan</b>	16 million USD
<b>World trade turnover</b>	20 billion USD
<b>Regional import</b>	Russia – 232 million USD Türkiye - 153 million USD Kazakhstan – 56 million USD Uzbekistan – 12 million USD Georgia – 21 million USD Turkmenistan – 13 million USD <b>Total: 487 million USD</b>
<b>China's share of regional imports</b>	<b>388 million USD (80%)</b>
<b>Project cost</b>	15 million USD
<b>Raw materials</b>	kaolin clay, cement, feldspar, clay, paint
<b>Potential export destinations</b>	Russia, Türkiye, Georgia, Central Asia

## MANUFACTURING OF CERAMIC SANITARY PRODUCTS



<b>Product name</b>	CERAMIC SANITARY PRODUCTS (sinks, washbasins)
<b>HS code</b>	691010, 691090
<b>Import volume of Azerbaijan</b>	16 million USD
<b>World trade turnover</b>	17.8 billion USD
<b>Regional import</b>	Russia – 101 million USD Türkiye - 26 million USD Kazakhstan – 42 million USD Uzbekistan – 14 million USD Georgia – 15 million USD Turkmenistan – 3 million USD <b>Total: 201 million USD</b>
<b>China's share of regional imports</b>	<b>71 million USD (35%)</b>
<b>Project cost</b>	10 million USD
<b>Raw materials</b>	kaolin clay, cement, feldspar, clay, paint
<b>Potential export destinations</b>	Russia, Georgia, Central Asia

## MANUFACTURING OF SANITARY PRODUCTS



<b>Product name</b>	SANITARY PRODUCTS
<b>HS code</b>	8481808190
<b>Import volume of Azerbaijan</b>	19 million USD
<b>World trade turnover</b>	124 billion USD
<b>Regional import</b>	Russia – 352 million USD Kazakhstan – 92 million USD Türkiye - 90 million USD Uzbekistan – 12 million USD Georgia – 7 million USD <b>Total: 553 million USD</b>
<b>China's share of regional imports</b>	<b>159 million USD (29%)</b>
<b>Project cost</b>	12 million USD
<b>Raw materials</b>	copper, brass, iron, plastic, chrome, nickel, zinc
<b>Potential export destinations</b>	Russia, Georgia, Central Asia

## MANUFACTURING OF WOODEN PARQUET



<b>Product name</b>	WOODEN PARQUET
<b>HS code</b>	441873-441879
<b>Import volume of Azerbaijan</b>	12.4 million USD
<b>World trade turnover</b>	5 billion USD
<b>Regional import</b>	Türkiye - 34 million USD Russia – 12 million USD Kazakhstan – 10 million USD Uzbekistan – 2 million USD Georgia –5 million USD Iran – 2 million USD <b>Total: 65 million USD</b>
<b>China's share of regional imports</b>	<b>0.5 million USD (1%)</b>
<b>Project cost</b>	4 million USD
<b>Raw materials</b>	wood material, chemicals
<b>Potential export destinations</b>	Russia, Türkiye, Georgia, Central Asia




## MANUFACTURING OF FIBER OPTIC CABLES



<b>Product name</b>	FIBER OPTIC CABLE (submarine)
<b>HS code</b>	854470
<b>Import volume of Azerbaijan</b>	28 million USD
<b>World trade turnover</b>	19 billion USD
<b>Regional import</b>	Türkiye - 53 million USD Russia – 28 million USD Kazakhstan – 18 million USD Uzbekistan – 13 million USD Ukraine – 10 million USD Georgia – 5 million USD <b>Total: 127 million USD</b>
<b>China's share of regional imports</b>	<b>67 million USD (53%)</b>
<b>Project cost</b>	30-50 million USD
<b>Raw materials</b>	copper, plastic, glass preform, coating materials
<b>Potential export destinations</b>	Russia, Türkiye, Georgia, Central Asia

## PRODUCTION OF LED LAMPS AND TAPES



<b>Product name</b>	LED LAMPS AND TAPES
<b>HS code</b>	853951, 853952
<b>Import volume of Azerbaijan</b>	8.3 million USD
<b>World trade turnover</b>	15.2 billion USD
<b>Regional import</b>	Russia – 148 million USD Türkiye - 109 million USD Ukraine – 47 million USD Kazakhstan – 34 million USD Uzbekistan – 11 million USD Turkmenistan – 5 million USD <b>Total: 354 million USD</b>
<b>China's share of regional imports</b>	<b>225 million USD (64%)</b>
<b>Project cost</b>	15 million USD
<b>Raw materials</b>	led chips, aluminum, copper, iron, ceramics
<b>Potential export destinations</b>	Russia, Türkiye, Georgia, Central Asia

## MANUFACTURING OF PLUGS AND SOCKETS




<b>Product name</b>	PLUGS AND SOCKETS
<b>HS code</b>	853669
<b>Import volume of Azerbaijan</b>	9.7 million USD
<b>World trade turnover</b>	45 billion USD
<b>Regional import</b>	Türkiye - 400 million USD Russia - 150 million USD Ukraine - 80 million USD Kazakhstan - 28 million USD Uzbekistan - 18 million USD Iran - 7 million USD Georgia - 6 million USD <b>Total: 689 million USD</b>
<b>China's share of regional imports</b>	<b>57 million USD (8%)</b>
<b>Project cost</b>	5-10 million USD
<b>Raw materials</b>	copper, aluminum, plastic (ABS, PVC)
<b>Potential export destinations</b>	Russia, Türkiye, Georgia, Central Asia

## PRODUCTION OF ELECTRICAL INSULATORS



<b>Product name</b>	ELECTRICAL INSULATORS
<b>HS code</b>	8546
<b>Import volume of Azerbaijan</b>	7 million USD
<b>World trade turnover</b>	5.3 billion USD
<b>Regional import</b>	Türkiye - 58 million USD Russia – 29 million USD Kazakhstan – 16 million USD Iran – 6 million USD Uzbekistan – 5 million USD Ukraine – 5 million USD Georgia – 3 million USD <b>Total: 122 million USD</b>
<b>China's share of regional imports</b>	<b>24 million USD (20%)</b>
<b>Project cost</b>	20 million USD
<b>Raw materials</b>	glass and ceramic material
<b>Potential export destinations</b>	Russia, Türkiye, Georgia, Central Asia

## PRODUCTION OF COPPER ELECTRICAL CABLES



<b>Product name</b>	CABLE
<b>HS code</b>	854442, 854449, 854460
<b>Import volume of Azerbaijan</b>	48 million USD
<b>World trade turnover</b>	176 billion USD
<b>Regional import</b>	<p>Türkiye - 847 million USD</p> <p>Ukraine – 394 million USD</p> <p>Russia – 370 million USD</p> <p>Kazakhstan – 241 million USD</p> <p>Uzbekistan – 136 million USD</p> <p>Georgia – 49 million USD</p> <p>Iran – 43 million USD</p> <p><b>Total: 2 080 million USD</b></p>
<b>China's share of regional imports</b>	<b>611 million USD (30%)</b>
<b>Project cost</b>	50 million USD (building a manufacturing cluster)
<b>Raw materials</b>	copper, PVC, PP
<b>Potential export destinations</b>	Russia, Türkiye, Georgia, Central Asia

## PRODUCTION OF ELECTRIC MOTORS



<b>Product name</b>	ELECTRIC MOTOR
<b>HS code</b>	850110, 850120, 850140, 850151, 850152, 850153
<b>Import volume of Azerbaijan</b>	16.5 million USD
<b>World trade turnover</b>	92 billion USD
<b>Regional import</b>	<p>Türkiye - 899 million USD</p> <p>Russia - 543 million USD</p> <p>Iran - 175 million USD</p> <p>Kazakhstan - 153 million USD</p> <p>Uzbekistan - 98 million USD</p> <p>Ukraine - 92 million USD</p> <p>Georgia - 4 million USD</p> <p><b>Total: 1 964 million USD</b></p>
<b>China's share of regional imports</b>	<b>934 million USD (48%)</b>
<b>Project cost</b>	15 million USD
<b>Raw materials</b>	copper, aluminum, iron, plastic
<b>Potential export destinations</b>	Russia, Türkiye, Georgia, Central Asia

## PRODUCTION OF WATER PUMPS



<b>Product name</b>	WATER PUMP
<b>HS code</b>	841381
<b>Import volume of Azerbaijan</b>	10.6 million USD
<b>World trade turnover</b>	8.9 billion USD
<b>Regional import</b>	Türkiye - 51 million USD Russia – 29 million USD Kazakhstan – 26 million USD Ukraine – 22 million USD Iran – 10 million USD Uzbekistan – 9 million USD Georgia – 7 million USD <b>Total: 154 million USD</b>
<b>China's share of regional imports</b>	<b>16 million USD (10%)</b>
<b>Project cost</b>	15 million USD
<b>Raw materials</b>	copper, aluminum, iron, plastic
<b>Potential export destinations</b>	Russia, Türkiye, Georgia, Central Asia

## COMPRESSOR PRODUCTION



<b>Product name</b>	COMPRESSOR
<b>HS code</b>	841430, 841440
<b>Import volume of Azerbaijan</b>	7 million USD
<b>World trade turnover</b>	34 billion USD
<b>Regional import</b>	Türkiye - 704 million USD Russia - 230 million USD Iran - 122 million USD Uzbekistan - 49 million USD Ukraine - 24 million USD Kazakhstan - 22 million USD Georgia - 2 million USD <b>Total: 1 153 million USD</b>
<b>China's share of regional imports</b>	<b>685 million USD (10%)</b>
<b>Project cost</b>	10 million USD
<b>Raw materials</b>	copper, aluminum, iron, plastic
<b>Potential export destinations</b>	Russia, Türkiye, Iran and Central Asia




## MANUFACTURING OF GENERATORS



<b>Product name</b>	GENERATOR
<b>HS code</b>	850161-850164
<b>Import volume of Azerbaijan</b>	8.5 million USD
<b>World trade turnover</b>	41 billion USD
<b>Regional import</b>	Türkiye - 376 million USD Russia – 139 million USD Kazakhstan – 35 million USD Uzbekistan – 17 million USD Iran – 11 million USD Georgia – 4 million USD <b>Total: 582 million USD</b>
<b>China's share of regional imports</b>	<b>269 million USD (46%)</b>
<b>Project cost</b>	10 million USD
<b>Raw materials</b>	copper, aluminum, iron, plastic
<b>Potential export destinations</b>	Russia, Türkiye, Iran and Central Asia

## TRANSFORMER MANUFACTURING



<b>Product name</b>	TRANSFORMER
<b>HS code</b>	850421-850423, 850431-850434
<b>Import volume of Azerbaijan</b>	30 million USD
<b>World trade turnover</b>	47 billion USD
<b>Regional import</b>	Russia – 414 million USD Uzbekistan – 125 million USD Türkiye - 106 million USD Kazakhstan – 61 million USD Ukraine – 47 million USD Iran – 30 million USD Georgia – 20 million USD <b>Total: 803 million USD</b>
<b>China's share of regional imports</b>	<b>474 million USD (590%)</b>
<b>Project cost</b>	12 million USD
<b>Raw materials</b>	copper, aluminum, iron, plastic
<b>Potential export destinations</b>	Russia, Türkiye, Iran and Central Asia

## ELEVATOR PRODUCTION



<b>Product name</b>	ELEVATOR
<b>HS code</b>	842810
<b>Import volume of Azerbaijan</b>	23.2 million USD
<b>World trade turnover</b>	13.5 billion USD
<b>Regional import</b>	Russia – 250 million USD Kazakhstan – 118 million USD Türkiye - 77 million USD Ukraine – 36 million USD Uzbekistan – 35 million USD Georgia – 23 million USD <b>Total: 539 million USD</b>
<b>China's share of regional imports</b>	<b>340 million USD (63%)</b>
<b>Project cost</b>	5 million USD
<b>Raw materials</b>	metal and plastic parts
<b>Potential export destinations</b>	Russia and Central Asia

## TIRE PRODUCTION



<b>Product name</b>	TIRE
<b>HS code</b>	4011
<b>Import volume of Azerbaijan</b>	114 million USD
<b>World trade turnover</b>	196 billion USD
<b>Regional import</b>	Russia – 2 228 million USD Türkiye - 1 218 million USD Kazakhstan – 648 million USD Ukraine – 503 million USD Uzbekistan – 381 million USD Iran – 106 million USD Georgia – 75 million USD Turkmenistan – 58 million USD <b>Total: 5 217 million USD</b>
<b>China's share of regional imports</b>	<b>2 398 million USD (46%)</b>
<b>Project cost</b>	150 million USD
<b>Raw materials</b>	natural rubber, synthetic rubber, wire, chemical compounds
<b>Potential export destinations</b>	Russia, Georgia, Central Asia

## MANUFACTURING OF AIR AND OIL FILTERS



<b>Product name</b>	AIR AND OIL FILTERS
<b>HS code</b>	8421310009, 8421230009
<b>Import volume of Azerbaijan</b>	AIR FILTER– 8.7 million USD (1.7 mln. number) OIL FILTER– 16.1 million USD (6.6 mln. number)
<b>World trade turnover</b>	27 billion USD
<b>Regional import</b>	Russia – 479 million USD Türkiye - 396 million USD Kazakhstan – 57 million USD Uzbekistan – 22 million USD Georgia – 13 million USD <b>Total: 967 million USD</b>
<b>China's share of regional imports</b>	<b>160 million USD (17%)</b>
<b>Project cost</b>	5-10 million USD
<b>Raw materials</b>	paper, plastic fiber, metal, plastic
<b>Potential export destinations</b>	Russia, Türkiye, Georgia, Central Asia

## BRAKE SYSTEM PRODUCTION




<b>Product name</b>	BRAKE SYSTEM
<b>HS code</b>	870830
<b>Import volume of Azerbaijan</b>	20 million USD
<b>World trade turnover</b>	75 billion USD
<b>Regional import</b>	Türkiye - 678 million USD Russia – 638 million USD Uzbekistan – 133 million USD Ukraine – 131 million USD Kazakhstan – 88 million USD Georgia – 15 million USD <b>Total: 1 683 million USD</b>
<b>China's share of regional imports</b>	<b>556 million USD (33%)</b>
<b>Project cost</b>	10 million USD
<b>Raw materials</b>	iron and ferrous materials
<b>Potential export destinations</b>	Russia, Georgia, Central Asia

## MANUFACTURING OF MUFFLER AND GAS PIPES



<b>Product name</b>	MUFFLER AND GAS PIPE
<b>HS code</b>	870892
<b>Import volume of Azerbaijan</b>	2.6 million USD
<b>World trade turnover</b>	23 billion USD
<b>Regional import</b>	<p>Türkiye - 150 million USD                  Russia – 29 million USD                  Kazakhstan – 50 million USD                  Ukraine – 12 million USD                  Iran – 44 million USD                  Uzbekistan – 4 million USD  <b>Total: 213 million USD</b></p>
<b>China's share of regional imports</b>	<b>69 million USD (32%)</b>
<b>Project cost</b>	15 million USD
<b>Raw materials</b>	special types of steel and aluminum
<b>Potential export destinations</b>	Russia, Georgia, Central Asia

## MANUFACTURING OF AUTOMOBILE RADIATORS



<b>Product name</b>	RADIATOR
<b>HS code</b>	870891
<b>Import volume of Azerbaijan</b>	7.1 million USD
<b>World trade turnover</b>	16.8 billion USD
<b>Regional import</b>	Türkiye - 162 million USD Russia – 140 million USD Kazakhstan – 38 million USD Ukraine – 30 million USD Uzbekistan – 17 million USD Iran – 14 million USD Georgia – 6 million USD <b>Total: 407 million USD</b>
<b>China's share of regional imports</b>	<b>202 million USD (50%)</b>
<b>Project cost</b>	15-20 million USD
<b>Raw materials</b>	aluminum, copper, plastic
<b>Potential export destinations</b>	Russia, Georgia, Central Asia



## PRODUCTION OF BATTERIES



<b>Product name</b>	BATTERY
<b>HS code</b>	850710, 850720
<b>Import volume of Azerbaijan</b>	30 million USD
<b>World trade turnover</b>	40.4 billion USD
<b>Regional import</b>	Russia – 310 million USD Türkiye - 293 million USD Ukraine – 150 million USD Kazakhstan – 64 million USD Uzbekistan – 38 million USD Georgia – 23 million USD <b>Total: 878 million USD</b>
<b>China's share of regional imports</b>	<b>217 million USD (25%)</b>
<b>Project cost</b>	20-50 million USD
<b>Raw materials</b>	lead, plastic, sulfuric acid
<b>Potential export destinations</b>	Russia, Georgia, Central Asia

## MANUFACTURING OF AUTOMOBILE BUMPERS AND PARTS



<b>Product name</b>	BUMPER AND PARTS
<b>HS code</b>	870810
<b>Import volume of Azerbaijan</b>	4 million USD
<b>World trade turnover</b>	18.3 billion USD
<b>Regional import</b>	Türkiye - 113 million USD Russia – 48 million USD Kazakhstan – 14 million USD Ukraine – 12 million USD Iran – 11 million USD Uzbekistan – 8 million USD Georgia – 7 million USD <b>Total: 213 million USD</b>
<b>China's share of regional imports</b>	<b>71 million USD (33%)</b>
<b>Project cost</b>	10-20 million USD
<b>Raw materials</b>	plastic, aluminum, iron, fiber glass
<b>Potential export destinations</b>	Russia, Türkiye, Georgia, Central Asia

## MANUFACTURING OF SPARK PLUGS



<b>Product name</b>	SPARK PLUGS
<b>HS code</b>	851110
<b>Import volume of Azerbaijan</b>	5.1 million USD
<b>World trade turnover</b>	7.2 billion USD
<b>Regional import</b>	Russia – 75 million USD Türkiye - 71 million USD Kazakhstan – 27 million USD Ukraine – 14 million USD Iran – 13 million USD Uzbekistan – 8 million USD Georgia – 3 million USD <b>Total: 211 million USD</b>
<b>China's share of regional imports</b>	<b>60 million USD (28%)</b>
<b>Project cost</b>	20-30 million USD
<b>Raw materials</b>	ceramics, nickel, platinum, iridium
<b>Potential export destinations</b>	Russia, Türkiye, Central Asia

## SHOE PRODUCTION




<b>Product name</b>	SHOE
<b>HS code</b>	6401-6405
<b>Import volume of Azerbaijan</b>	134 million USD
<b>World trade turnover</b>	315 billion USD
<b>Regional import</b>	<ul style="list-style-type: none"> <li>Russia – 3 509 million USD</li> <li>Türkiye - 1 338 million USD</li> <li>Kazakhstan – 465 million USD</li> <li>Ukraine – 403 million USD</li> <li>Georgia – 111 million USD</li> <li>Uzbekistan – 40 million USD</li> <li>Iran – 30 million USD</li> <li><b>Total: 5 896 million USD</b></li> </ul>
<b>China's share of regional imports</b>	<b>5 044 million USD (85%)</b>
<b>Project cost</b>	50 million USD (building a manufacturing cluster)
<b>Raw materials</b>	leather, sole, adhesive and accessories
<b>Potential export destinations</b>	Russia, Georgia, Central Asia

## CLOTHING MANUFACTURING



<b>Product name</b>	CLOTHING
<b>HS code</b>	61,62
<b>Import volume of Azerbaijan</b>	414 million USD
<b>World trade turnover</b>	966 billion USD
<b>Regional import</b>	Russia – 6 519 million USD
	Kazakhstan – 3 460 million USD
	Türkiye - 2 956 million USD
	Ukraine – 815 million USD
	Georgia – 324 million USD
	Uzbekistan – 160 million USD
	Iran – 65 million USD
	Turkmenistan – 35 million USD
<b>Total: 14 334 million USD</b>	
<b>China's share of regional imports</b>	<b>9 922 million USD (70%)</b>
<b>Project cost</b>	50 million USD (building a manufacturing cluster)
<b>Raw materials</b>	fabric, thread and accessories
<b>Potential export destinations</b>	Russia, Georgia, Central Asia

## GENERAL INFORMATION



## UTILITY PRICES FOR BUSINESSES



0.13\$/m<sup>3</sup>



0.07\$/kWs



0.6\$/m<sup>3</sup>

## TRADE POLICY OVERVIEW

Free and  
Preferential Trade  
Agreements

12

Bilateral  
Investment  
Agreements

43

Double Taxation  
Agreements

57

## INVESTMENT INCENTIVES: FREE ECONOMIC ZONE

### ALAT FREE ECONOMIC ZONE

Total area: 850 hectares  
Future development area: 7000 hectares

Exemptions from customs duties and taxes on imports to the free zone and exports from the free zone

No personal income tax for local personnel

No social security payments and other similar taxes and payments for foreign skilled personnel

No restrictions on foreign ownership

Investors property is immune from any nationalization, expropriation measures or other restrictions on private ownership

No restrictions on currency transactions or profit repatriation

No requirement for a local partner

Full protection of intellectual property rights

Assistance in finding skilled local personnel

#### INFRASTRUCTURE



Electricity supply



Natural gas supply



Sewage system



Water supply system



Internal highways



Railway lines



Seaport system



Fiber-optic cable

Full protection of intellectual property rights

## INVESTMENT INCENTIVES: INDUSTRIAL PARKS

**10 YEARS**

(FROM THE DATE OF RECEIVING RESIDENT STATUS)

**RESIDENTS OF INDUSTRIAL AND TECHNOLOGY PARKS**

**0%** corporate and income taxes

**0%** land and property taxes

**0%** VAT on machinery, technological equipment and facilities imported by residents

**0%** customs duties on machinery, technological equipment and facilities imported by residents

### INFRASTRUCTURE



Electricity supply



Natural gas supply



Sewage system



Water supply system



Internal highways



Railway lines



Fiber-optic cable



## INVESTMENT INCENTIVES: LIBERATED TERRITORIES

**10 YEARS**

(STARTING FROM JANUARY 1, 2023)

### LEGAL ENTITIES IN THE LIBERATED TERRITORIES

Exemptions from corporate, income, land and simplified taxes

VAT and customs duties exemptions: for the import of machinery, technological equipment and facilities, as well as for raw materials and supplies

Exemption on dividend incomes of stakeholders and stockholders

20% discount on utility services

Subsidization of the mandatory state social insurance fee

Provision of loans with state guarantees and subsidization of loan interest

## INVESTMENT INCENTIVES: INVESTMENT PROMOTION DOCUMENT

---

**7 YEARS**

**HOLDERS OF INVESTMENT PROMOTION DOCUMENT**

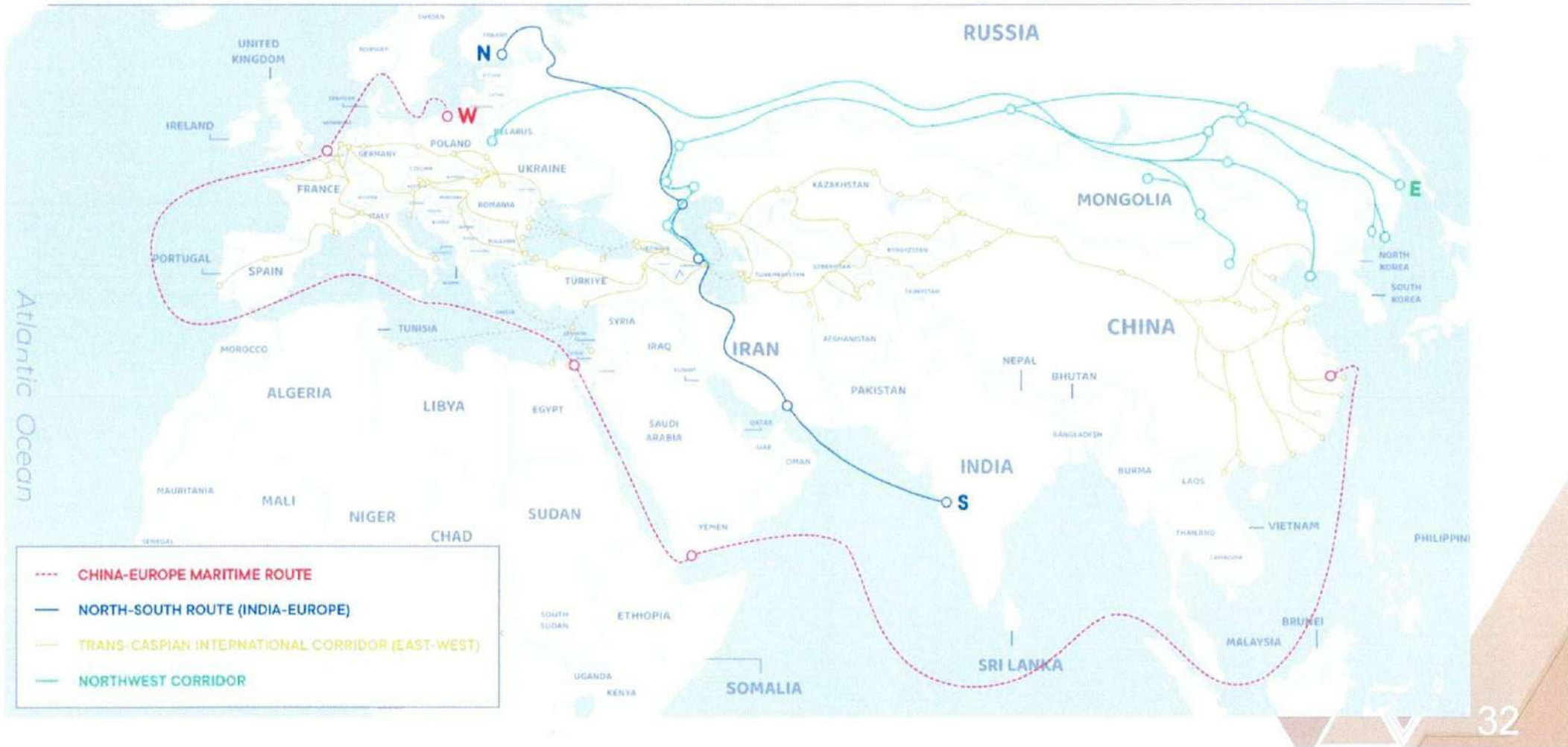
**50%** decrease from corporate and income taxes

**0%** land and property taxes

**0%** VAT on machinery, technological equipment and facilities and structures imported by IPD holders

**0%** customs duties on machinery, technological equipment and facilities and structures imported by IPD holders

## EFFECTIVE TIME SAVING ROUTES



THANK YOU!

155 Heydar Aliyev Avenue,  
Baku, AZ1029, Azerbaijan  
Tel.: (+994 12) 310 28 00  
E-mail: [office@economy.gov.az](mailto:office@economy.gov.az)  
[www.economy.gov.az](http://www.economy.gov.az)

